

年次別取扱高の推移

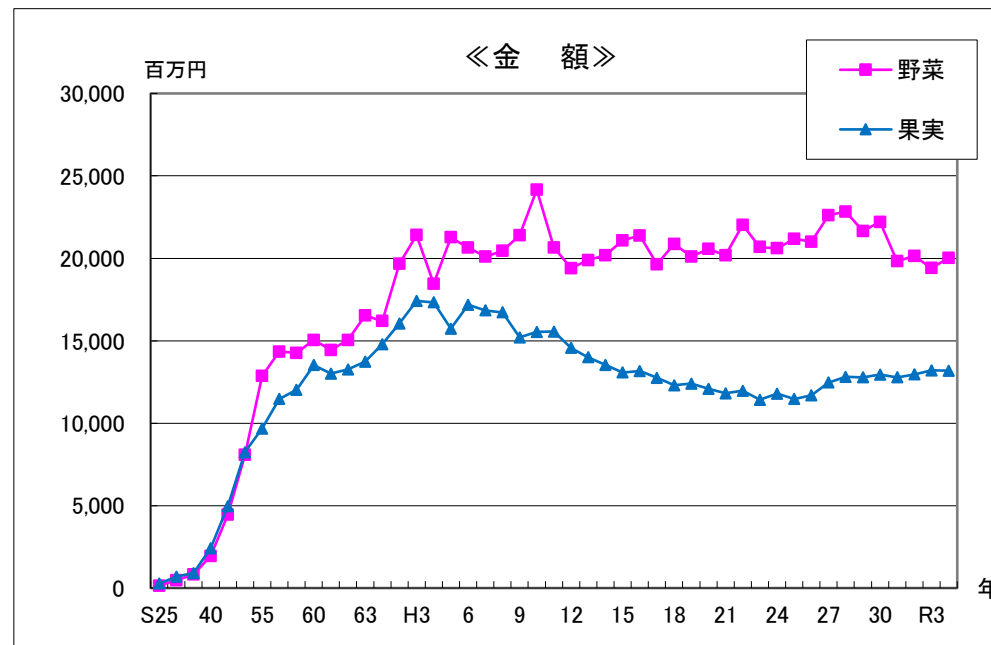
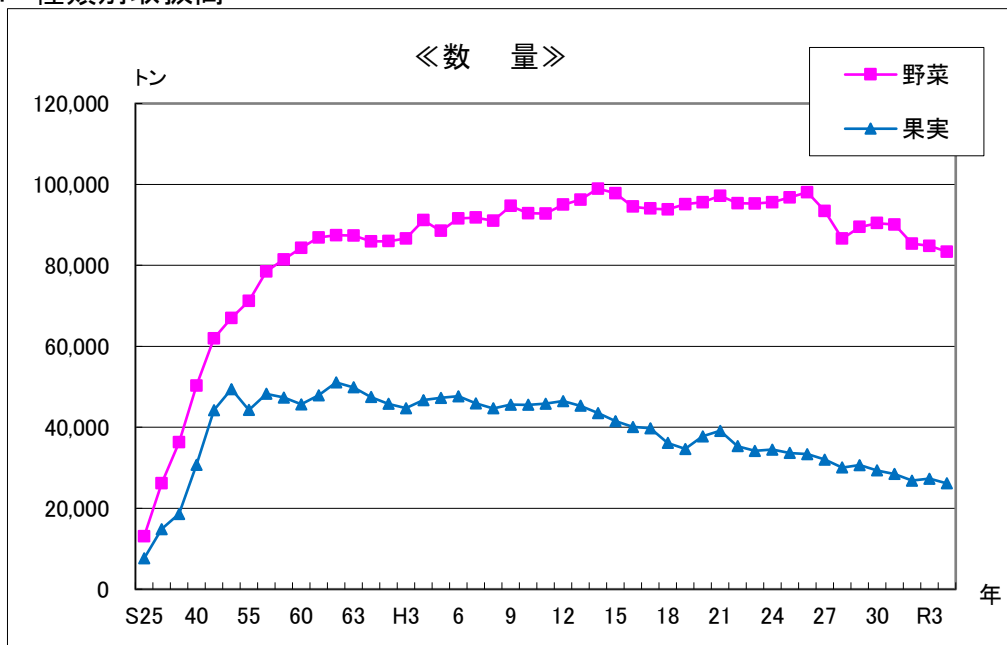
青果物

上段 入荷量 =kg
 中段 金額 =円
 下段 平均単価=円

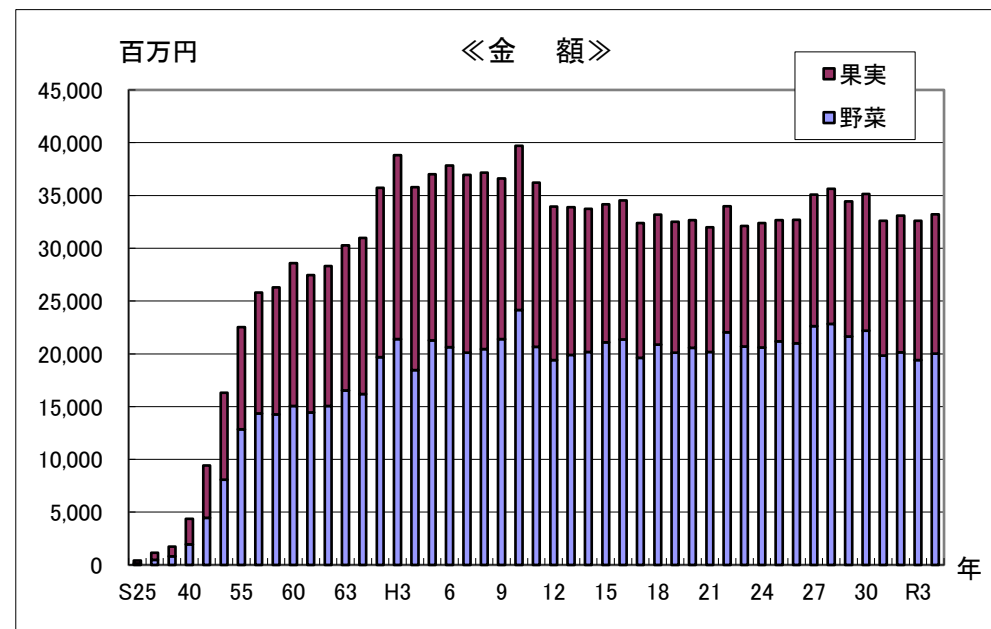
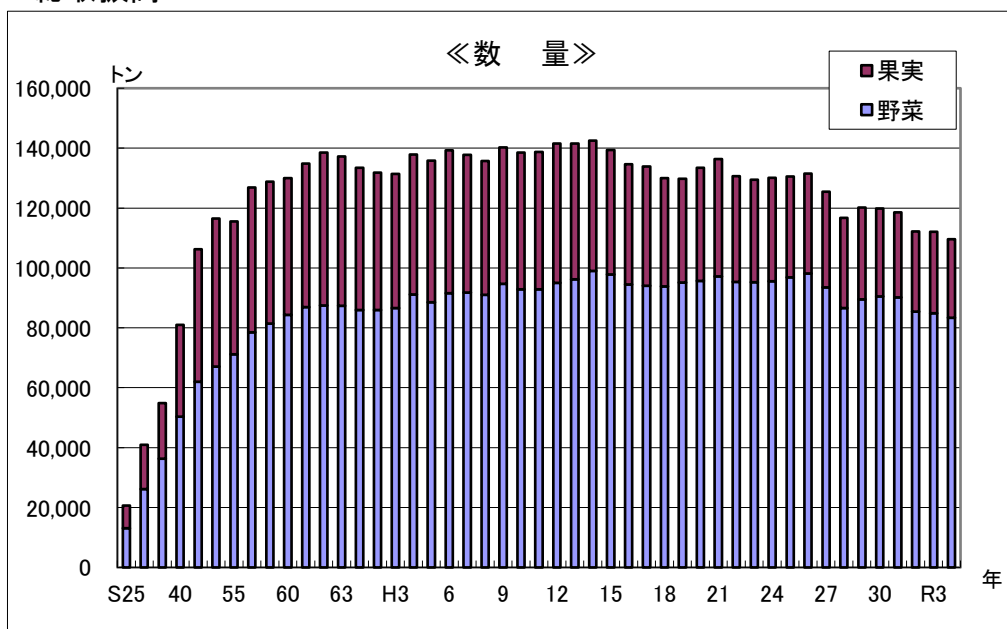
年	総計			中央市場			東部市場		
	合計	野菜	果実	合計	野菜	果実	合計	野菜	果実
平成 17	212,821,038 46,898,578,253 220	157,259,058 30,086,046,111 191	55,561,980 16,812,532,142 303	133,825,369 32,376,303,717 242	94,039,714 19,628,106,794 209	39,785,655 12,748,196,923 320	78,995,669 14,522,274,536 184	63,219,344 10,457,939,317 165	15,776,325 4,064,335,219 258
平成 18	206,665,169 48,099,644,773 233	155,551,960 31,637,599,289 203	51,113,209 16,462,045,484 322	129,975,688 33,176,801,272 255	93,846,191 20,873,443,866 222	36,129,497 12,303,357,406 341	76,689,481 14,922,843,501 195	61,705,769 10,764,155,423 174	14,983,712 4,158,688,078 278
平成 19	202,390,218 46,830,800,583 231	152,571,490 29,970,900,867 196	49,818,728 16,859,899,716 338	129,752,210 32,513,343,527 251	95,093,566 20,108,463,945 211	34,658,644 12,404,879,582 358	72,638,008 14,317,457,056 197	57,477,924 9,862,436,922 172	15,160,084 4,455,020,134 294
平成 20	209,506,732 47,533,361,152 227	154,778,448 31,045,601,026 201	54,728,284 16,487,760,126 301	133,416,028 32,651,301,639 245	95,624,966 20,568,314,591 215	37,791,062 12,082,987,048 320	76,090,704 14,882,059,513 196	59,153,482 10,477,286,435 177	16,937,222 4,404,773,078 260
平成 21	215,967,104 47,289,947,073 219	158,910,432 31,054,410,978 195	57,056,672 16,235,536,095 285	136,318,149 31,993,803,064 235	97,203,180 20,182,733,894 208	39,114,969 11,811,069,170 302	79,648,955 15,296,144,009 192	61,707,252 10,871,677,084 176	17,941,703 4,424,466,925 247
平成 22	205,773,258 50,292,793,348 244	154,394,494 33,841,740,354 219	51,378,764 16,451,052,994 320	130,667,395 33,994,550,771 260	95,332,223 22,029,550,547 231	35,335,172 11,965,000,224 339	75,105,863 16,298,242,577 217	59,062,271 11,812,189,807 200	16,043,592 4,486,052,770 280
平成 23	201,012,442 46,899,872,576 233	152,477,700 31,381,576,199 206	48,534,742 15,518,296,377 320	129,459,420 32,108,043,493 248	95,263,663 20,683,934,270 217	34,195,757 11,424,109,223 334	71,553,022 14,791,829,083 207	57,214,037 10,697,641,929 187	14,338,985 4,094,187,154 286
平成 24	198,624,902 46,451,386,622 234	150,526,291 30,769,895,243 204	48,098,611 15,681,491,379 326	130,074,695 32,390,215,994 249	95,591,899 20,604,231,358 216	34,482,796 11,785,984,636 342	68,550,207 14,061,170,628 205	54,934,392 10,165,663,885 185	13,615,815 3,895,506,743 286
平成 25	196,787,806 46,222,096,437 235	150,006,249 31,027,119,528 207	46,781,557 15,194,976,909 325	130,485,021 32,649,694,243 250	96,810,269 21,185,176,633 219	33,674,752 11,464,517,610 340	66,302,785 13,572,402,194 205	53,195,980 9,841,942,895 185	13,106,805 3,730,459,299 285
平成 26	197,224,485 46,011,774,044 233	150,820,225 30,536,952,263 202	46,404,260 15,474,821,781 333	131,499,698 32,703,436,845 249	98,107,034 21,009,339,051 214	33,392,664 11,694,097,794 350	65,724,787 13,308,337,199 202	52,713,191 9,527,613,212 181	13,011,596 3,780,723,987 291
平成 27	187,402,276 48,800,642,653 260	143,700,987 32,579,075,870 227	43,701,289 16,221,566,783 371	125,493,088 35,083,187,596 280	93,459,129 22,614,490,413 242	32,033,959 12,468,697,183 389	61,909,188 13,717,455,057 222	50,241,858 9,964,585,457 198	11,667,330 3,752,869,600 322
平成 28	173,262,599 48,916,664,906 282	132,684,418 32,582,640,407 246	40,578,181 16,334,024,499 403	116,689,067 35,645,104,185 305	86,619,146 22,830,726,936 264	30,069,921 12,814,377,249 426	56,573,532 13,271,560,721 235	46,065,272 9,751,913,471 212	10,508,260 3,519,647,250 335
平成 29	175,979,419 46,721,293,640 265	134,623,640 30,589,681,850 227	41,355,779 16,131,611,790 390	120,159,212 34,427,131,286 287	89,499,848 21,649,184,358 242	30,659,364 12,777,946,928 417	55,820,207 12,294,162,354 220	45,123,792 8,940,497,492 198	10,696,415 3,353,664,862 314
平成 30	168,853,852 46,671,204,615 276	130,279,664 30,612,133,750 235	38,574,188 16,059,070,865 416	119,808,260 35,150,593,865 293	90,448,754 22,197,321,844 245	29,359,506 12,953,272,021 441	49,045,592 11,520,610,750 235	39,830,910 8,414,811,906 211	9,214,682 3,105,798,844 337
令和 1	165,609,333 42,756,729,035 258	128,620,007 27,028,912,286 210	36,989,326 15,727,816,749 425	118,579,335 32,601,060,228 275	90,118,441 19,820,202,622 220	28,460,894 12,780,857,606 449	47,029,998 10,155,668,807 216	38,501,566 7,208,709,664 187	8,528,432 2,946,959,143 346
令和 2	157,858,881 43,605,407,107 276	123,540,182 27,833,819,193 225	34,318,699 15,771,587,914 460	112,232,268 33,106,849,339 295	85,406,905 20,150,573,474 236	26,825,363 12,956,275,865 483	45,626,613 10,498,557,768 230	38,133,277 7,683,245,719 201	7,493,336 2,815,312,049 376
令和 3	157,203,315 43,017,215,995 274	122,148,469 26,968,374,976 221	35,054,846 16,048,841,019 458	112,115,263 32,609,425,119 291	84,822,227 19,406,645,219 229	27,293,036 13,202,779,900 484	45,088,052 10,407,790,876 231	37,326,242 7,561,729,757 203	7,761,810 2,846,061,119 367
令和 4	150,252,042 43,371,934,674 289	117,048,998 27,375,962,858 234	33,203,044 15,995,971,816 482	109,552,921 33,217,303,503 303	83,399,999 20,031,926,818 240	26,152,922 13,185,376,685 504	40,699,121 10,154,631,171 250	33,648,999 7,344,036,040 218	7,050,122 2,810,595,131 399
令和 5	145,039,344 43,729,617,548 302	114,874,557 28,120,346,684 245	30,164,787 15,609,270,864 517	106,861,610 33,596,419,616 314	83,573,510 20,975,489,414 251	23,288,100 12,620,930,202 542	38,177,734 10,133,197,932 265	31,301,047 7,144,857,270 228	6,876,687 2,988,340,662 435

— 中央市場取扱高の推移 —

1 種類別取扱高

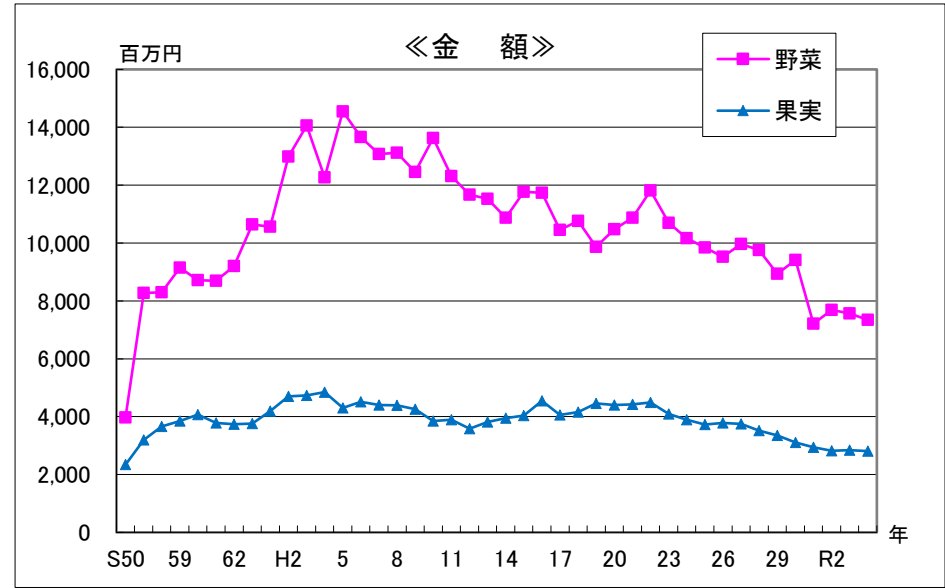
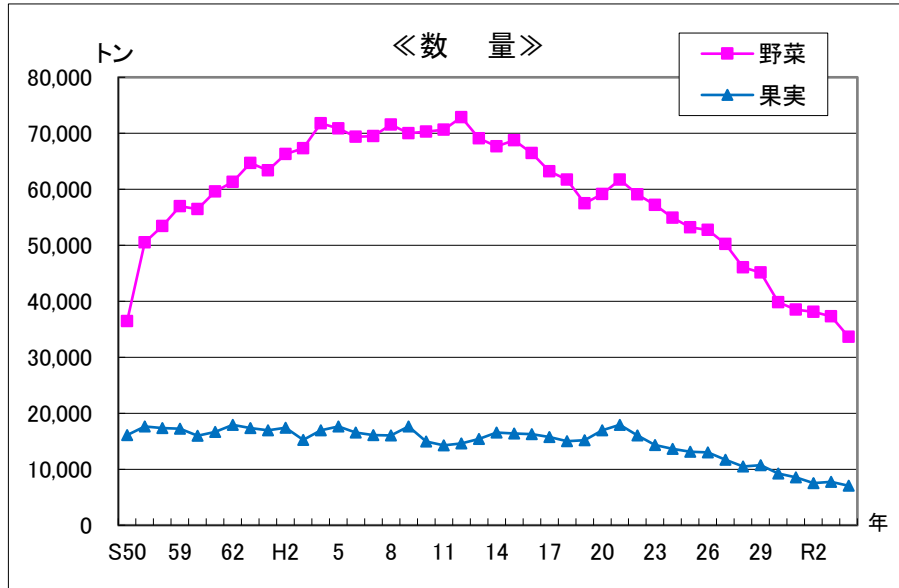


2 総取扱高



— 東部市場取扱高の推移 —

1 種類別取扱高



2 総取扱高

