

年次別取扱高の推移

上段 入荷量 =kg
中段 金額 =円
下段 平均単価=円

年	総計			中央市場			東部市場		
	合計	野菜	果実	合計	野菜	果実	合計	野菜	果実
昭和 25	20,681,126 404,390,405 20	13,068,405 138,408,761 11	7,612,721 265,981,644 35	20,681,126 404,390,405 20	13,068,405 138,408,761 11	7,612,721 265,981,644 35	—	—	—
昭和 30	41,000,322 1,164,591,643 28	26,160,953 476,236,215 18	14,839,369 688,355,428 46	41,000,322 1,164,591,643 28	26,160,953 476,236,215 18	14,839,369 688,355,428 46	—	—	—
昭和 35	54,902,113 1,732,979,887 32	36,304,405 823,752,019 23	18,597,708 909,227,868 49	54,902,113 1,732,979,887 32	36,304,405 823,752,019 23	18,597,708 909,227,868 49	—	—	—
昭和 40	81,022,695 4,363,749,996 54	50,297,179 1,945,281,974 39	30,725,516 2,418,468,022 79	81,022,695 4,363,749,996 54	50,297,179 1,945,281,974 39	30,725,516 2,418,468,022 79	—	—	—
昭和 45	106,222,454 9,418,448,121 89	61,969,489 4,450,021,144 72	44,252,965 4,968,426,977 112	106,222,454 9,418,448,121 89	61,969,489 4,450,021,144 72	44,252,965 4,968,426,977 112	—	—	—
昭和 50	168,986,273 22,628,036,021 134	103,459,172 12,048,618,456 116	65,527,101 10,579,417,565 161	116,445,910 16,314,221,939 140	67,028,439 8,074,692,192 120	49,417,471 8,239,529,747 167	52,540,363 6,313,814,082 120	36,430,733 3,973,926,264 109	16,109,630 2,339,887,818 145
昭和 55	183,611,639 34,007,678,123 185	121,714,688 21,138,068,077 174	61,896,951 12,869,610,046 208	115,482,924 22,535,094,995 195	71,205,231 12,863,113,114 181	44,277,693 9,671,981,881 218	68,128,715 11,472,583,128 168	50,509,457 8,274,954,963 164	17,619,258 3,197,628,165 181
昭和 58	197,592,607 37,760,188,971 191	131,971,649 22,633,097,142 171	65,620,958 15,127,091,829 231	126,817,424 25,805,726,494 203	78,533,856 14,338,794,692 183	48,283,568 11,466,931,802 237	70,775,183 11,954,462,477 169	53,437,793 8,294,302,450 155	17,337,390 3,660,160,027 211
昭和 59	203,038,000 39,296,915,806 194	138,442,328 23,412,904,172 169	64,595,672 15,884,011,634 246	128,800,063 26,292,436,051 204	81,457,717 14,261,342,492 175	47,342,346 12,031,093,559 254	74,237,937 13,004,479,755 175	56,984,611 9,151,561,680 161	17,253,326 3,852,918,075 223
昭和 60	202,404,028 41,362,270,905 204	140,768,152 23,759,033,885 169	61,635,876 17,603,237,020 286	130,004,405 28,577,321,636 220	84,331,456 15,047,341,039 178	45,672,949 13,529,980,597 296	72,399,623 12,784,949,269 177	56,436,696 8,711,692,846 154	15,962,927 4,073,256,423 255
昭和 61	211,082,241 39,926,750,103 189	146,517,693 23,134,131,286 158	64,564,548 16,792,618,817 260	134,802,124 27,444,202,775 204	86,889,547 14,436,161,638 166	47,912,577 13,008,041,137 271	76,280,117 12,482,547,328 164	59,628,146 8,697,969,648 146	16,651,971 3,784,577,680 227
昭和 62	217,817,498 41,248,239,270 189	148,799,148 24,250,065,748 163	69,018,350 16,998,173,522 246	138,565,812 28,309,377,088 204	87,474,780 15,049,986,853 172	51,091,032 13,259,390,235 260	79,251,686 12,938,862,182 163	61,324,368 9,200,078,895 150	17,927,318 3,738,783,287 209
昭和 63	219,313,573 44,673,266,473 204	152,117,828 27,174,997,786 179	67,195,745 17,498,268,687 260	137,265,569 30,268,332,083 221	87,400,247 16,535,326,086 189	49,865,322 13,733,005,997 275	82,048,004 14,404,934,390 176	64,717,581 10,639,671,700 164	17,330,423 3,765,262,690 217
平成 元	213,770,401 45,746,950,667 214	149,328,462 26,758,700,679 179	64,441,939 18,988,249,988 295	133,425,389 30,984,734,972 232	85,958,493 16,192,983,348 188	47,466,896 14,791,751,624 312	80,345,012 14,762,215,695 184	63,369,969 10,565,717,331 167	16,975,043 4,196,498,364 247
平成 2	215,464,305 53,416,611,235 248	152,244,564 32,669,163,361 215	63,219,741 20,747,447,874 328	131,771,831 35,722,470,699 271	85,980,813 19,677,874,461 229	45,791,018 16,044,596,238 350	83,692,474 17,694,140,536 211	66,263,751 12,991,288,900 196	17,428,723 4,702,851,636 270

年次別取扱高の推移

上段 入荷量 = kg
 中段 金額 = 円
 下段 平均単価 = 円

年	総計			中央市場			東部市場		
	合計	野菜	果実	合計	野菜	果実	合計	野菜	果実
平成 3	213,930,362 57,613,390,002 269	153,920,548 35,464,192,615 230	60,009,814 22,149,197,387 369	131,373,353 38,824,787,960 296	86,629,228 21,407,105,170 247	44,744,125 17,417,682,790 389	82,557,009 18,788,602,042 228	67,291,320 14,057,087,445 209	15,265,689 4,731,514,597 310
平成 4	226,624,224 52,900,684,930 233	162,956,857 30,723,058,433 189	63,667,367 22,177,626,497 348	137,896,864 35,789,327,537 260	91,172,512 18,460,356,460 202	46,724,352 17,328,971,077 371	88,727,360 17,111,357,393 193	71,784,345 12,262,701,973 171	16,943,015 4,848,655,420 286
平成 5	224,296,612 55,855,225,009 249	159,380,389 35,824,059,507 225	64,916,223 20,031,165,502 309	135,784,992 37,001,311,264 272	88,524,289 21,272,240,717 240	47,260,703 15,729,070,547 333	88,511,620 18,853,913,745 213	70,856,100 14,551,818,790 205	17,655,520 4,302,094,955 244
平成 6	225,274,346 55,998,709,205 249	161,019,811 34,308,947,621 213	64,254,535 21,689,761,584 338	139,290,560 37,824,848,299 272	91,617,692 20,644,027,848 225	47,672,868 17,180,820,451 360	85,983,786 18,173,860,906 211	69,402,119 13,664,919,773 197	16,581,667 4,508,941,133 272
平成 7	223,354,818 54,429,224,617 244	161,295,804 33,182,469,651 206	62,059,014 21,246,754,966 342	137,742,857 36,951,472,993 268	91,806,182 20,111,768,591 219	45,936,675 16,839,704,402 367	85,611,961 17,477,751,624 204	69,489,622 13,070,701,060 188	16,122,339 4,407,050,564 273
平成 8	223,276,795 54,685,174,694 245	162,570,318 33,569,703,883 206	60,706,477 21,115,470,811 348	135,710,144 37,166,675,427 274	91,025,214 20,446,410,825 225	44,684,930 16,720,264,602 374	87,566,651 17,518,499,267 200	71,545,104 13,123,293,058 183	16,021,547 4,395,206,209 274
平成 9	227,924,735 53,321,697,870 234	164,713,729 33,852,679,798 206	63,211,006 19,469,018,072 308	140,277,892 36,601,595,555 261	94,685,072 21,393,328,040 226	45,592,820 15,208,267,515 334	87,646,843 16,720,102,315 191	70,028,657 12,459,351,758 178	17,618,186 4,260,750,557 242
平成 10	223,692,960 57,170,889,212 256	163,178,875 37,790,738,845 232	60,514,085 19,380,150,367 320	138,485,277 39,695,267,430 287	92,910,822 24,159,579,885 260	45,574,455 15,535,687,545 341	85,207,683 17,475,621,782 205	70,268,053 13,631,158,960 194	14,939,630 3,844,462,822 257
平成 11	223,610,392 52,405,421,534 234	163,483,345 32,961,940,371 202	60,127,047 19,443,481,163 323	138,688,410 36,202,089,709 261	92,832,244 20,650,697,643 222	45,856,166 15,551,392,066 339	84,921,982 16,203,331,825 191	70,651,101 12,311,242,728 174	14,270,881 3,892,089,097 273
平成 12	228,989,605 49,218,584,413 215	167,881,994 31,066,641,981 185	61,107,611 18,151,942,432 297	141,494,009 33,960,922,773 240	95,007,311 19,395,669,770 204	46,486,698 14,565,253,003 313	87,495,596 15,257,661,640 174	72,874,683 11,670,972,211 160	14,620,913 3,586,689,429 245
平成 13	226,031,167 49,236,145,116 218	165,309,104 31,415,152,055 190	60,722,063 17,820,993,061 293	141,552,059 33,892,167,561 239	96,244,373 19,892,482,194 207	45,307,686 13,999,685,367 309	84,479,108 15,343,977,555 182	69,064,731 11,522,669,861 167	15,414,377 3,821,307,694 248
平成 14	226,702,457 48,554,303,303 214	166,612,398 31,063,481,689 186	60,090,059 17,490,821,614 291	142,510,688 33,726,182,063 237	98,972,863 20,185,107,315 204	43,537,825 13,541,074,748 311	84,191,769 14,828,121,240 176	67,639,535 10,878,374,374 161	16,552,234 3,949,746,866 239
平成 15	224,540,078 49,966,019,654 223	166,622,431 32,852,023,955 197	57,917,647 17,113,995,699 295	139,389,457 34,160,592,398 245	97,850,393 21,082,583,538 215	41,539,064 13,078,008,860 315	85,150,621 15,805,427,256 186	68,772,038 11,769,440,417 171	16,378,583 4,035,986,839 246
平成 16	217,351,628 50,831,003,851 234	160,984,282 33,117,278,054 206	56,367,346 17,713,725,797 314	134,601,072 34,546,380,880 257	94,516,858 21,377,349,926 226	40,084,214 13,169,030,954 329	82,750,556 16,284,622,971 197	66,467,424 11,739,928,128 177	16,283,132 4,544,694,843 279
平成 17	212,821,038 46,898,578,253 220	157,259,058 30,086,046,111 191	55,561,980 16,812,532,142 303	133,825,369 32,376,303,717 242	94,039,714 19,628,106,794 209	39,785,655 12,748,196,923 320	78,995,669 14,522,274,536 184	63,219,344 10,457,939,317 165	15,776,325 4,064,335,219 258
平成 18	206,665,169 48,099,644,773 233	155,551,960 31,637,599,289 203	51,113,209 16,462,045,484 322	129,975,688 33,176,801,272 255	93,846,191 20,873,443,866 222	36,129,497 12,303,357,406 341	76,689,481 14,922,843,501 195	61,705,769 10,764,155,423 174	14,983,712 4,158,688,078 278

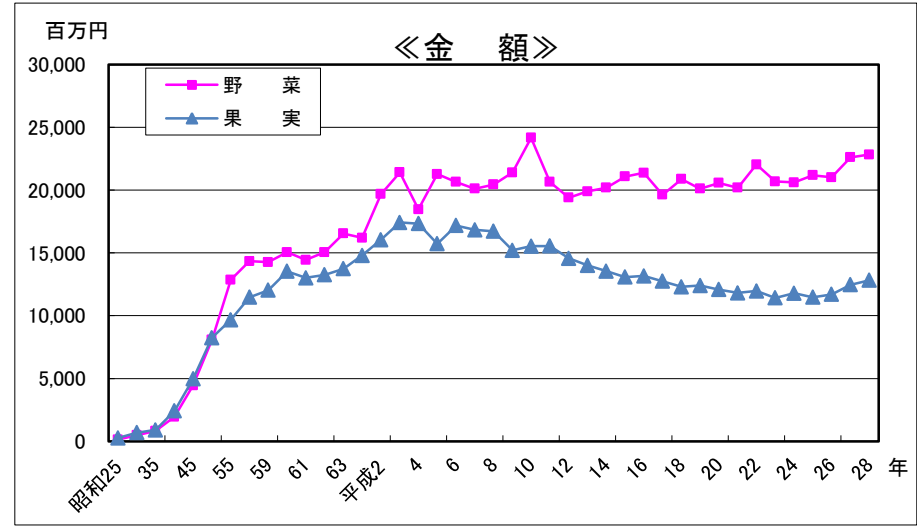
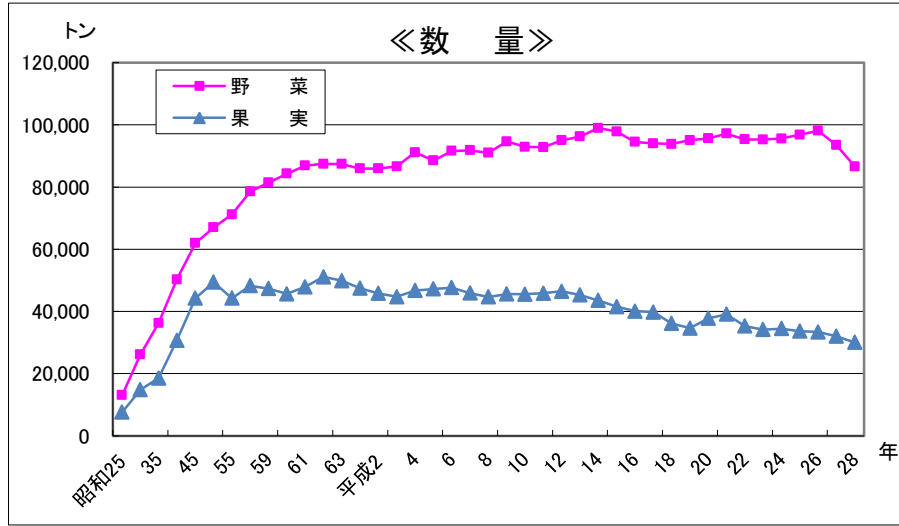
年次別取扱高の推移

上段 入荷量 =kg
 中段 金額 =円
 下段 平均単価=円

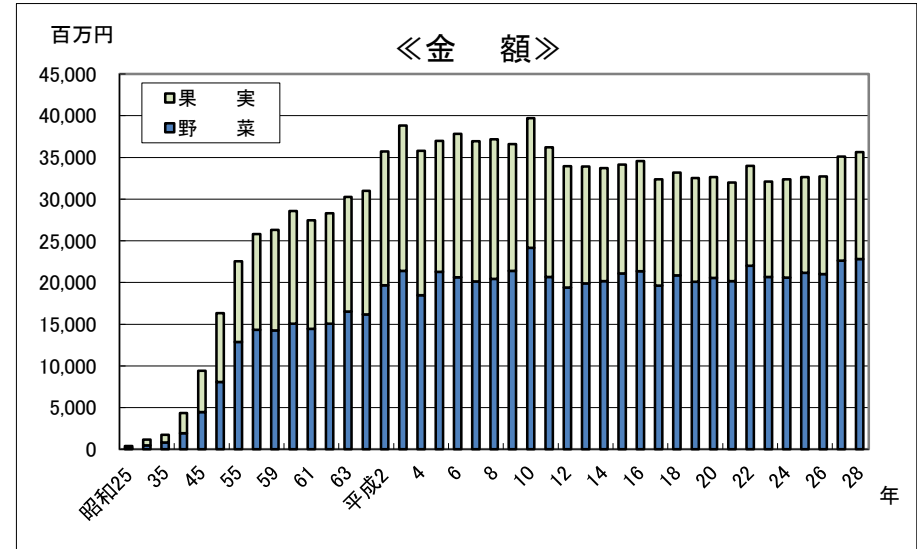
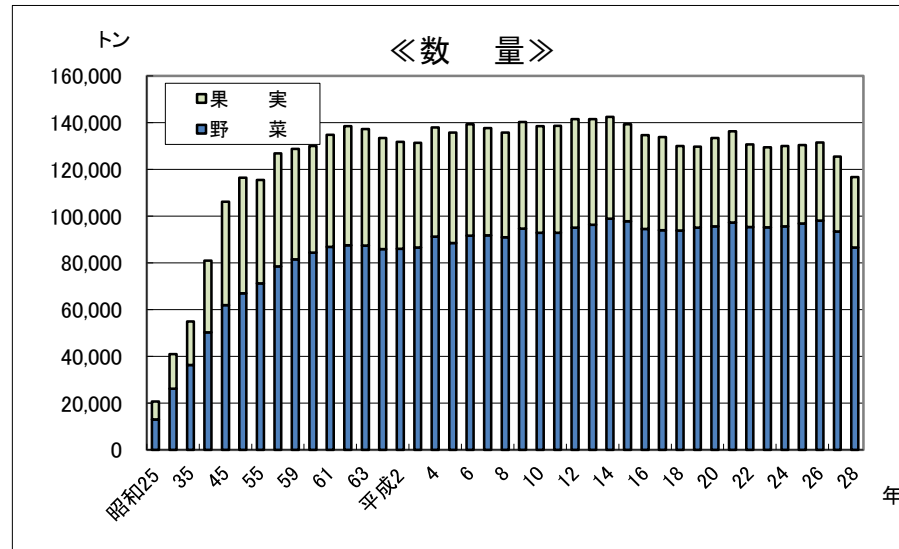
年	総計			中央市場			東部市場		
	合計	野菜	果実	合計	野菜	果実	合計	野菜	果実
平成19	202,390,218 46,830,800,583 231	152,571,490 29,970,900,867 196	49,818,728 16,859,899,716 338	129,752,210 32,513,343,527 251	95,093,566 20,108,463,945 211	34,658,644 12,404,879,582 358	72,638,008 14,317,457,056 197	57,477,924 9,862,436,922 172	15,160,084 4,455,020,134 294
平成20	209,506,732 47,533,361,152 227	154,778,448 31,045,601,026 201	54,728,284 16,487,760,126 301	133,416,028 32,651,301,639 245	95,624,966 20,568,314,591 215	37,791,062 12,082,987,048 320	76,090,704 14,882,059,513 196	59,153,482 10,477,286,435 177	16,937,222 4,404,773,078 260
平成21	215,967,104 47,289,947,073 219	158,910,432 31,054,410,978 195	57,056,672 16,235,536,095 285	136,318,149 31,993,803,064 235	97,203,180 20,182,733,894 208	39,114,969 11,811,069,170 302	79,648,955 15,296,144,009 192	61,707,252 10,871,677,084 176	17,941,703 4,424,466,925 247
平成22	205,773,258 50,292,793,348 244	154,394,494 33,841,740,354 219	51,378,764 16,451,052,994 320	130,667,395 33,994,550,771 260	95,332,223 22,029,550,547 231	35,335,172 11,965,000,224 339	75,105,863 16,298,242,577 217	59,062,271 11,812,189,807 200	16,043,592 4,486,052,770 280
平成23	201,012,442 46,899,872,576 233	152,477,700 31,381,576,199 206	48,534,742 15,518,296,377 320	129,459,420 32,108,043,493 248	95,263,663 20,683,934,270 217	34,195,757 11,424,109,223 334	71,553,022 14,791,829,083 207	57,214,037 10,697,641,929 187	14,338,985 4,094,187,154 286
平成24	198,624,902 46,451,386,622 234	150,526,291 30,769,895,243 204	48,098,611 15,681,491,379 326	130,074,695 32,390,215,994 249	95,591,899 20,604,231,358 216	34,482,796 11,785,984,636 342	68,550,207 14,061,170,628 205	54,934,392 10,165,663,885 185	13,615,815 3,895,506,743 286
平成25	196,787,806 46,222,096,437 235	150,006,249 31,027,119,528 207	46,781,557 15,194,976,909 325	130,485,021 32,649,694,243 250	96,810,269 21,185,176,633 219	33,674,752 11,464,517,610 340	66,302,785 13,572,402,194 205	53,195,980 9,841,942,895 185	13,106,805 3,730,459,299 285
平成26	197,224,485 46,011,774,044 233	150,820,225 30,536,952,263 202	46,404,260 15,474,821,781 333	131,499,698 32,703,436,845 249	98,107,034 21,009,339,051 214	33,392,664 11,694,097,794 350	65,724,787 13,308,337,199 202	52,713,191 9,527,613,212 181	13,011,596 3,780,723,987 291
平成27	187,402,276 48,800,642,653 260	143,700,987 32,579,075,870 227	43,701,289 16,221,566,783 371	125,493,088 35,083,187,596 280	93,459,129 22,614,490,413 242	32,033,959 12,468,697,183 389	61,909,188 13,717,455,057 222	50,241,858 9,964,585,457 198	11,667,330 3,752,869,600 322
平成28	173,262,599 48,916,664,906 282	132,684,418 32,582,640,407 246	40,578,181 16,334,024,499 403	116,689,067 35,645,104,185 305	86,619,146 22,830,726,936 264	30,069,921 12,814,377,249 426	56,573,532 13,271,560,721 235	46,065,272 9,751,913,471 212	10,508,260 3,519,647,250 335

— 中央市場取扱高の推移 —

1 種類別取扱高

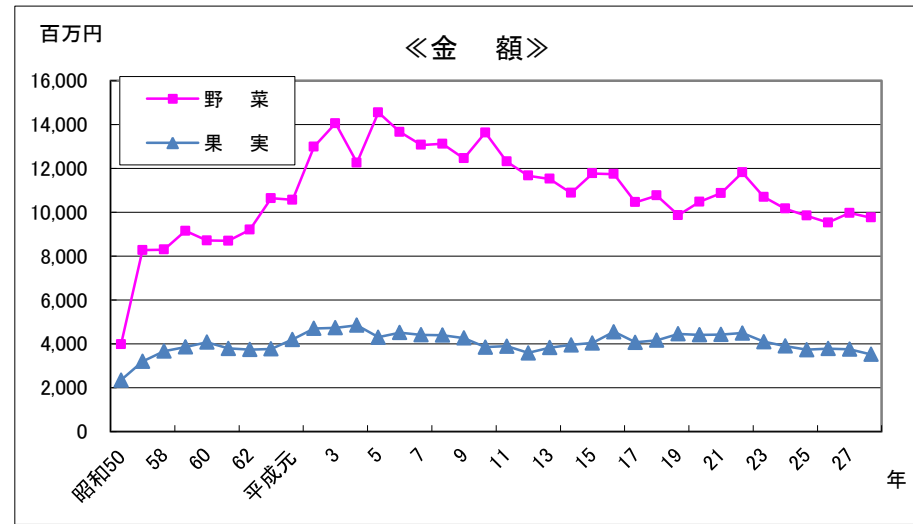
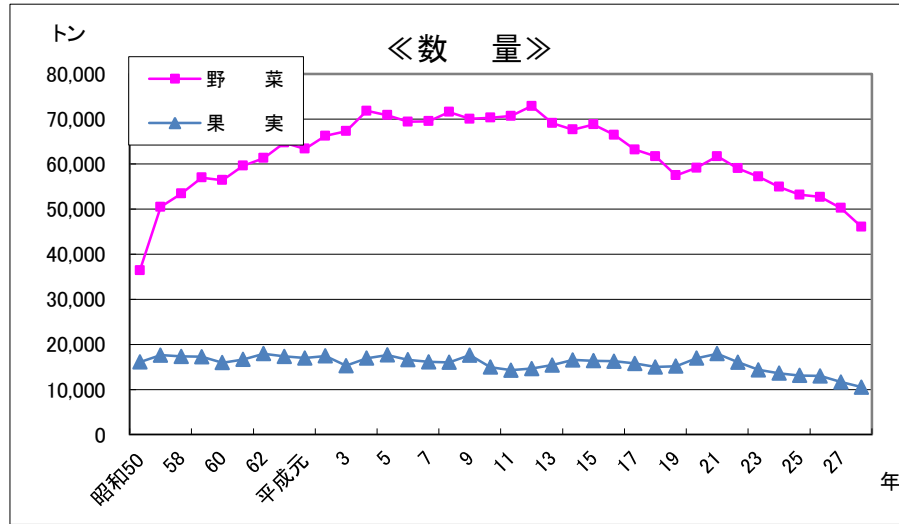


2 総取扱高



— 東部市場取扱高の推移 —

1 種類別取扱高



2 総取扱高

