

年次別取扱高の推移

上段 入荷量 = kg  
 中段 金額 = 円  
 下段 平均単価 = 円

年	総計			中央市場			東部市場		
	合計	野菜	果実	合計	野菜	果実	合計	野菜	果実
25	20,681,126 404,390,405 20	13,068,405 138,408,761 11	7,612,721 265,981,644 35	20,681,126 404,390,405 20	13,068,405 138,408,761 11	7,612,721 265,981,644 35	—	—	—
30	41,000,322 1,164,591,643 28	26,160,953 476,236,215 18	14,839,369 688,355,428 46	41,000,322 1,164,591,643 28	26,160,953 476,236,215 18	14,839,369 688,355,428 46	—	—	—
35	54,902,113 1,732,979,887 32	36,304,405 823,752,019 23	18,597,708 909,227,868 49	54,902,113 1,732,979,887 32	36,304,405 823,752,019 23	18,597,708 909,227,868 49	—	—	—
40	81,022,695 4,363,749,996 54	50,297,179 1,945,281,974 39	30,725,516 2,418,468,022 79	81,022,695 4,363,749,996 54	50,297,179 1,945,281,974 39	30,725,516 2,418,468,022 79	—	—	—
45	106,222,454 9,418,448,121 89	61,969,489 4,450,021,144 72	44,252,965 4,968,426,977 112	106,222,454 9,418,448,121 89	61,969,489 4,450,021,144 72	44,252,965 4,968,426,977 112	—	—	—
50	168,986,273 22,628,036,021 134	103,459,172 12,048,618,456 116	65,527,101 10,579,417,565 161	116,445,910 16,314,221,939 140	67,028,439 8,074,692,192 120	49,417,471 8,239,529,747 167	52,540,363 6,313,814,082 120	36,430,733 3,973,926,264 109	16,109,630 2,339,887,818 145
55	183,611,639 34,007,678,123 185	121,714,688 21,138,068,077 174	61,896,951 12,869,610,046 208	115,482,924 22,535,094,995 195	71,205,231 12,863,113,114 181	44,277,693 9,671,981,881 218	68,128,715 11,472,583,128 168	50,509,457 8,274,954,963 164	17,619,258 3,197,628,165 181
58	197,592,607 37,760,188,971 191	131,971,649 22,633,097,142 171	65,620,958 15,127,091,829 231	126,817,424 25,805,726,494 203	78,533,856 14,338,794,692 183	48,283,568 11,466,931,802 237	70,775,183 11,954,462,477 169	53,437,793 8,294,302,450 155	17,337,390 3,660,160,027 211
59	203,038,000 39,296,915,806 194	138,442,328 23,412,904,172 169	64,595,672 15,884,011,634 246	128,800,063 26,292,436,051 204	81,457,717 14,261,342,492 175	47,342,346 12,031,093,559 254	74,237,937 13,004,479,755 175	56,984,611 9,151,561,680 161	17,253,326 3,852,918,075 223
60	202,404,028 41,362,270,905 204	140,768,152 23,759,033,885 169	61,635,876 17,603,237,020 286	130,004,405 28,577,321,636 220	84,331,456 15,047,341,039 178	45,672,949 13,529,980,597 296	72,399,623 12,784,949,269 177	56,436,696 8,711,692,846 154	15,962,927 4,073,256,423 255
61	211,082,241 39,926,750,103 189	146,517,693 23,134,131,286 158	64,564,548 16,792,618,817 260	134,802,124 27,444,202,775 204	86,889,547 14,436,161,638 166	47,912,577 13,008,041,137 271	76,280,117 12,482,547,328 164	59,628,146 8,697,969,648 146	16,651,971 3,784,577,680 227
62	217,817,498 41,248,239,270 189	148,799,148 24,250,065,748 163	69,018,350 16,998,173,522 246	138,565,812 28,309,377,088 204	87,474,780 15,049,986,853 172	51,091,032 13,259,390,235 260	79,251,686 12,938,862,182 163	61,324,368 9,200,078,895 150	17,927,318 3,738,783,287 209
63	219,313,573 44,673,266,473 204	152,117,828 27,174,997,786 179	67,195,745 17,498,268,687 260	137,265,569 30,268,332,083 221	87,400,247 16,535,326,086 189	49,865,322 13,733,005,997 275	82,048,004 14,404,934,390 176	64,717,581 10,639,671,700 164	17,330,423 3,765,262,690 217
元	213,770,401 45,746,950,667 214	149,328,462 26,758,700,679 179	64,441,939 18,988,249,988 295	133,425,389 30,984,734,972 232	85,958,493 16,192,983,348 188	47,466,896 14,791,751,624 312	80,345,012 14,762,215,695 184	63,369,969 10,565,717,331 167	16,975,043 4,196,498,364 247
2	215,464,305 53,416,611,235 248	152,244,564 32,669,163,361 215	63,219,741 20,747,447,874 328	131,771,831 35,722,470,699 271	85,980,813 19,677,874,461 229	45,791,018 16,044,596,238 350	83,692,474 17,694,140,536 211	66,263,751 12,991,288,900 196	17,428,723 4,702,851,636 270

年次別取扱高の推移

上段 入荷量 =kg  
中段 金額 =円  
下段 平均単価=円

年	総計			中央市場			東部市場		
	合計	野菜	果実	合計	野菜	果実	合計	野菜	果実
3	213,930,362	153,920,548	60,009,814	131,373,353	86,629,228	44,744,125	82,557,009	67,291,320	15,265,689
	57,613,390,002	35,464,192,615	22,149,197,387	38,824,787,960	21,407,105,170	17,417,682,790	18,788,602,042	14,057,087,445	4,731,514,597
	269	230	369	296	247	389	228	209	310
4	226,624,224	162,956,857	63,667,367	137,896,864	91,172,512	46,724,352	88,727,360	71,784,345	16,943,015
	52,900,684,930	30,723,058,433	22,177,626,497	35,789,327,537	18,460,356,460	17,328,971,077	17,111,357,393	12,262,701,973	4,848,655,420
	233	189	348	260	202	371	193	171	286
5	224,296,612	159,380,389	64,916,223	135,784,992	88,524,289	47,260,703	88,511,620	70,856,100	17,655,520
	55,855,225,009	35,824,059,507	20,031,165,502	37,001,311,264	21,272,240,717	15,729,070,547	18,853,913,745	14,551,818,790	4,302,094,955
	249	225	309	272	240	333	213	205	244
6	225,274,346	161,019,811	64,254,535	139,290,560	91,617,692	47,672,868	85,983,786	69,402,119	16,581,667
	55,998,709,205	34,308,947,621	21,689,761,584	37,824,848,299	20,644,027,848	17,180,820,451	18,173,860,906	13,664,919,773	4,508,941,133
	249	213	338	272	225	360	211	197	272
7	223,354,818	161,295,804	62,059,014	137,742,857	91,806,182	45,936,675	85,611,961	69,489,622	16,122,339
	54,429,224,617	33,182,469,651	21,246,754,966	36,951,472,993	20,111,768,591	16,839,704,402	17,477,751,624	13,070,701,060	4,407,050,564
	244	206	342	268	219	367	204	188	273
8	223,276,795	162,570,318	60,706,477	135,710,144	91,025,214	44,684,930	87,566,651	71,545,104	16,021,547
	54,685,174,694	33,569,703,883	21,115,470,811	37,166,675,427	20,446,410,825	16,720,264,602	17,518,499,267	13,123,293,058	4,395,206,209
	245	206	348	274	225	374	200	183	274
9	227,924,735	164,713,729	63,211,006	140,277,892	94,685,072	45,592,820	87,646,843	70,028,657	17,618,186
	53,321,697,870	33,852,679,798	19,469,018,072	36,601,595,555	21,393,328,040	15,208,267,515	16,720,102,315	12,459,351,758	4,260,750,557
	234	206	308	261	226	334	191	178	242
10	223,692,960	163,178,875	60,514,085	138,485,277	92,910,822	45,574,455	85,207,683	70,268,053	14,939,630
	57,170,889,212	37,790,738,845	19,380,150,367	39,695,267,430	24,159,579,885	15,535,687,545	17,475,621,782	13,631,158,960	3,844,462,822
	256	232	320	287	260	341	205	194	257
11	223,610,392	163,483,345	60,127,047	138,688,410	92,832,244	45,856,166	84,921,982	70,651,101	14,270,881
	52,405,421,534	32,961,940,371	19,443,481,163	36,202,089,709	20,650,697,643	15,551,392,066	16,203,331,825	12,311,242,728	3,892,089,097
	234	202	323	261	222	339	191	174	273
12	228,989,605	167,881,994	61,107,611	141,494,009	95,007,311	46,486,698	87,495,596	72,874,683	14,620,913
	49,218,584,413	31,066,641,981	18,151,942,432	33,960,922,773	19,395,669,770	14,565,253,003	15,257,661,640	11,670,972,211	3,586,689,429
	215	185	297	240	204	313	174	160	245
13	226,031,167	165,309,104	60,722,063	141,552,059	96,244,373	45,307,686	84,479,108	69,064,731	15,414,377
	49,236,145,116	31,415,152,055	17,820,993,061	33,892,167,561	19,892,482,194	13,999,685,367	15,343,977,555	11,522,669,861	3,821,307,694
	218	190	293	239	207	309	182	167	248
14	226,702,457	166,612,398	60,090,059	142,510,688	98,972,863	43,537,825	84,191,769	67,639,535	16,552,234
	48,554,303,303	31,063,481,689	17,490,821,614	33,726,182,063	20,185,107,315	13,541,074,748	14,828,121,240	10,878,374,374	3,949,746,866
	214	186	291	237	204	311	176	161	239
15	224,540,078	166,622,431	57,917,647	139,389,457	97,850,393	41,539,064	85,150,621	68,772,038	16,378,583
	49,966,019,654	32,852,023,955	17,113,995,699	34,160,592,398	21,082,583,538	13,078,008,860	15,805,427,256	11,769,440,417	4,035,986,839
	223	197	295	245	215	315	186	171	246
16	217,351,628	160,984,282	56,367,346	134,601,072	94,516,858	40,084,214	82,750,556	66,467,424	16,283,132
	50,831,003,851	33,117,278,054	17,713,725,797	34,546,380,880	21,377,349,926	13,169,030,954	16,284,622,971	11,739,928,128	4,544,694,843
	234	206	314	257	226	329	197	177	279
17	212,821,038	157,259,058	55,561,980	133,825,369	94,039,714	39,785,655	78,995,669	63,219,344	15,776,325
	46,898,578,253	30,086,046,111	16,812,532,142	32,376,303,717	19,628,106,794	12,748,196,923	14,522,274,536	10,457,939,317	4,064,335,219
	220	191	303	242	209	320	184	165	258
18	206,665,169	155,551,960	51,113,209	129,975,688	93,846,191	36,129,497	76,689,481	61,705,769	14,983,712
	48,099,644,773	31,637,599,289	16,462,045,484	33,176,801,272	20,873,443,866	12,303,357,406	14,922,843,501	10,764,155,423	4,158,688,078
	233	203	322	255	222	341	195	174	278

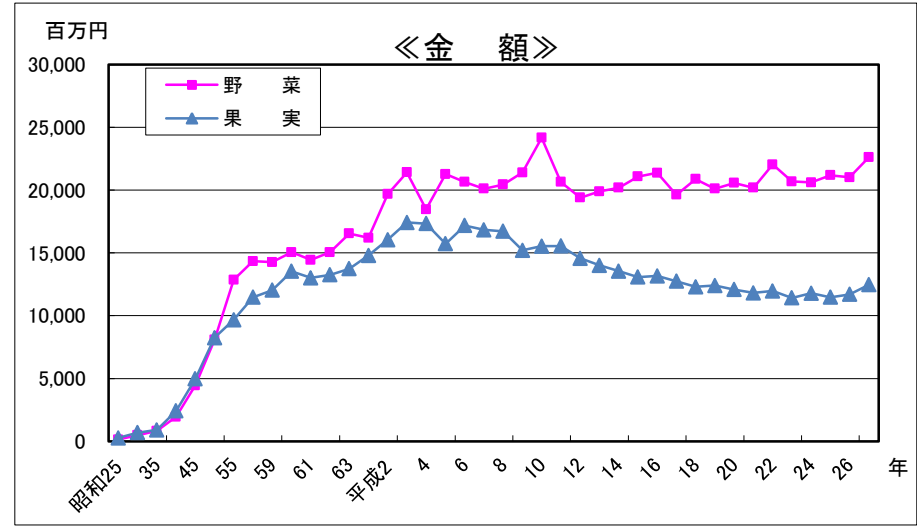
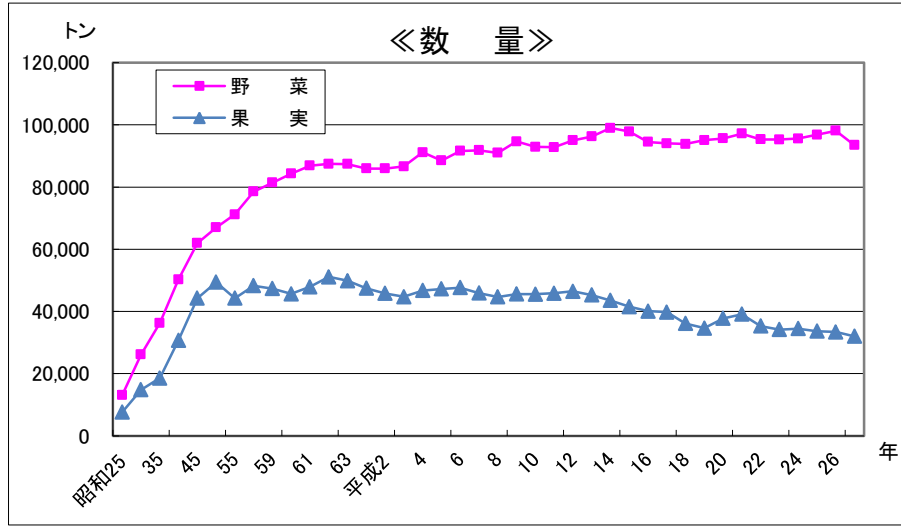
年次別取扱高の推移

上段 入荷量 =kg  
 中段 金額 =円  
 下段 平均単価=円

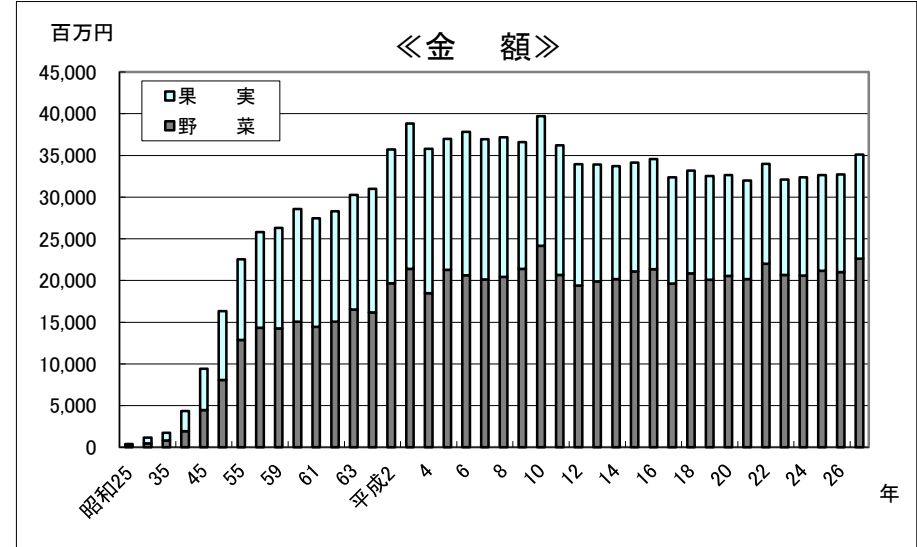
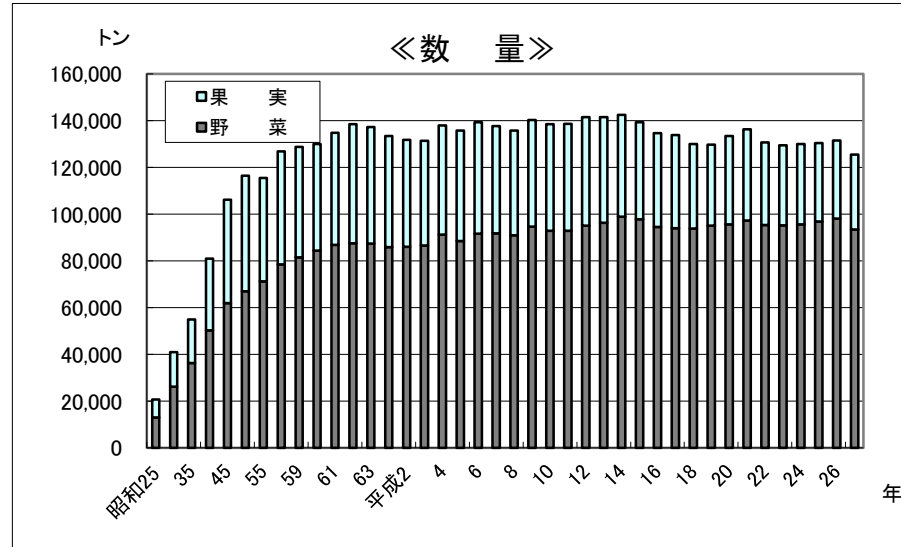
年	総計			中央市場			東部市場		
	合計	野菜	果実	合計	野菜	果実	合計	野菜	果実
19	202,390,218	152,571,490	49,818,728	129,752,210	95,093,566	34,658,644	72,638,008	57,477,924	15,160,084
	46,830,800,583	29,970,900,867	16,859,899,716	32,513,343,527	20,108,463,945	12,404,879,582	14,317,457,056	9,862,436,922	4,455,020,134
	231	196	338	251	211	358	197	172	294
20	209,506,732	154,778,448	54,728,284	133,416,028	95,624,966	37,791,062	76,090,704	59,153,482	16,937,222
	47,533,361,152	31,045,601,026	16,487,760,126	32,651,301,639	20,568,314,591	12,082,987,048	14,882,059,513	10,477,286,435	4,404,773,078
	227	201	301	245	215	320	196	177	260
21	215,967,104	158,910,432	57,056,672	136,318,149	97,203,180	39,114,969	79,648,955	61,707,252	17,941,703
	47,289,947,073	31,054,410,978	16,235,536,095	31,993,803,064	20,182,733,894	11,811,069,170	15,296,144,009	10,871,677,084	4,424,466,925
	219	195	285	235	208	302	192	176	247
22	205,773,258	154,394,494	51,378,764	130,667,395	95,332,223	35,335,172	75,105,863	59,062,271	16,043,592
	50,292,793,348	33,841,740,354	16,451,052,994	33,994,550,771	22,029,550,547	11,965,000,224	16,298,242,577	11,812,189,807	4,486,052,770
	244	219	320	260	231	339	217	200	280
23	201,012,442	152,477,700	48,534,742	129,459,420	95,263,663	34,195,757	71,553,022	57,214,037	14,338,985
	46,899,872,576	31,381,576,199	15,518,296,377	32,108,043,493	20,683,934,270	11,424,109,223	14,791,829,083	10,697,641,929	4,094,187,154
	233	206	320	248	217	334	207	187	286
24	198,624,902	150,526,291	48,098,611	130,074,695	95,591,899	34,482,796	68,550,207	54,934,392	13,615,815
	46,451,386,622	30,769,895,243	15,681,491,379	32,390,215,994	20,604,231,358	11,785,984,636	14,061,170,628	10,165,663,885	3,895,506,743
	234	204	326	249	216	342	205	185	286
25	196,787,806	150,006,249	46,781,557	130,485,021	96,810,269	33,674,752	66,302,785	53,195,980	13,106,805
	46,222,096,437	31,027,119,528	15,194,976,909	32,649,694,243	21,185,176,633	11,464,517,610	13,572,402,194	9,841,942,895	3,730,459,299
	235	207	325	250	219	340	205	185	285
26	197,224,485	150,820,225	46,404,260	131,499,698	98,107,034	33,392,664	65,724,787	52,713,191	13,011,596
	46,011,774,044	30,536,952,263	15,474,821,781	32,703,436,845	21,009,339,051	11,694,097,794	13,308,337,199	9,527,613,212	3,780,723,987
	233	202	333	249	214	350	202	181	291
27	187,402,276	143,700,987	43,701,289	125,493,088	93,459,129	32,033,959	61,909,188	50,241,858	11,667,330
	48,800,642,653	32,579,075,870	16,221,566,783	35,083,187,596	22,614,490,413	12,468,697,183	13,717,455,057	9,964,585,457	3,752,869,600
	260	227	371	280	242	389	222	198	322

— 中央市場取扱高の推移 —

1 種類別取扱高

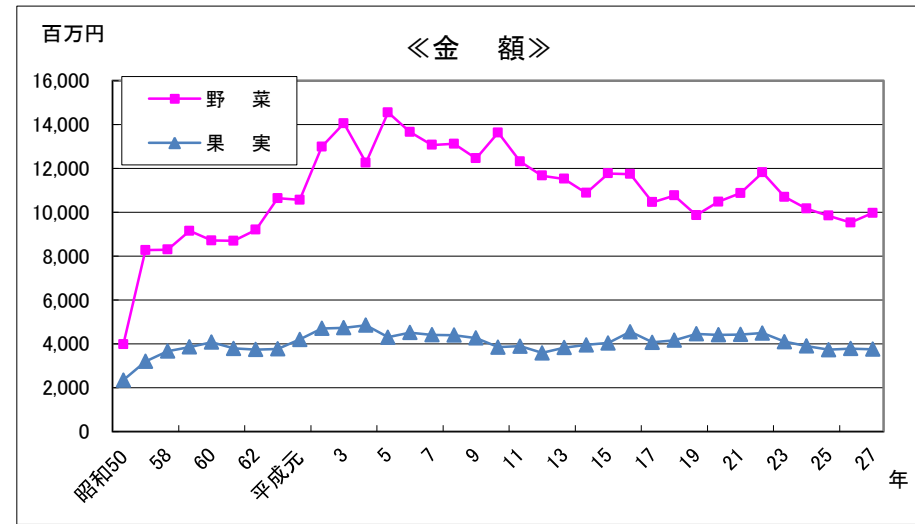
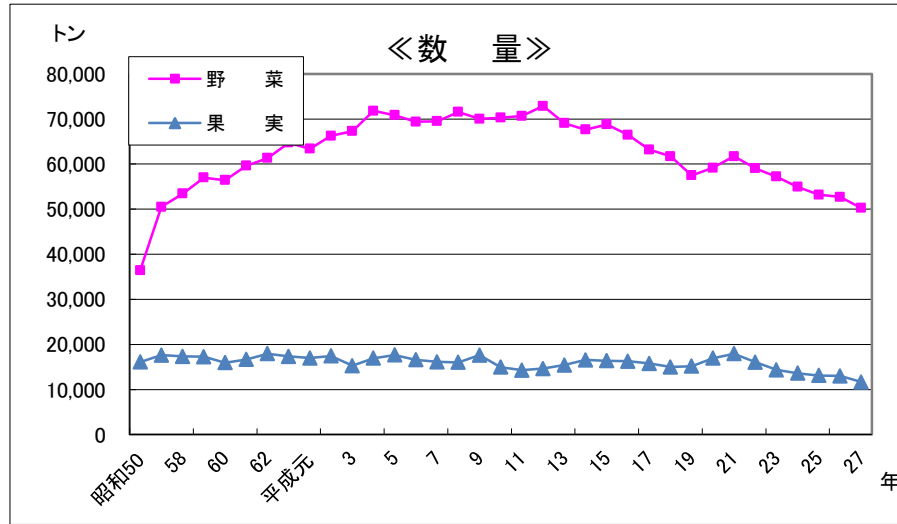


2 総取扱高



— 東部市場取扱高の推移 —

1 種類別取扱高



2 総取扱高

