

年次別取扱高の推移

年	総計			中計
	合計	野菜	果実	
25	20,681,126	13,068,405	7,612,721	20,681,126
	404,390,405	138,408,761	265,981,644	404,390,405
	20	11	35	20
30	41,000,322	26,160,953	14,839,369	41,000,322
	1,164,591,643	476,236,215	688,355,428	1,164,591,643
	28	18	46	28
35	54,902,113	36,304,405	18,597,708	54,902,113
	1,732,979,887	823,752,019	909,227,868	1,732,979,887
	32	23	49	32
40	81,022,695	50,297,179	30,725,516	81,022,695
	4,363,749,996	1,945,281,974	2,418,468,022	4,363,749,996
	54	39	79	54
45	106,222,454	61,969,489	44,252,965	106,222,454
	9,418,448,121	4,450,021,144	4,968,426,977	9,418,448,121
	89	72	112	89
50	168,986,273	103,459,172	65,527,101	116,445,910
	22,628,036,021	12,048,618,456	10,579,417,565	16,314,221,939
	134	116	161	140
55	183,611,639	121,714,688	61,896,951	115,482,924
	34,007,678,123	21,138,068,077	12,869,610,046	22,535,094,995
	185	174	208	195
58	197,592,607	131,971,649	65,620,958	126,817,424
	37,760,188,971	22,633,097,142	15,127,091,829	25,805,726,494
	191	171	231	203
59	203,038,000	138,442,328	64,595,672	128,800,063
	39,296,915,806	23,412,904,172	15,884,011,634	26,292,436,051
	194	169	246	204
60	202,404,028	140,768,152	61,635,876	130,004,405
	41,362,270,905	23,759,033,885	17,603,237,020	28,577,321,636
	204	169	286	220
61	211,082,241	146,517,693	64,564,548	134,802,124
	39,926,750,103	23,134,131,286	16,792,618,817	27,444,202,775
	189	158	260	204
62	217,817,498	148,799,148	69,018,350	138,565,812
	41,248,239,270	24,250,065,748	16,998,173,522	28,309,377,088
	189	163	246	204
63	219,313,573	152,117,828	67,195,745	137,265,569
	44,673,266,473	27,174,997,786	17,498,268,687	30,268,332,083
	204	179	260	221
元	213,770,401	149,328,462	64,441,939	133,425,389
	45,746,950,667	26,758,700,679	18,988,249,988	30,984,734,972
	214	179	295	232
2	215,464,305	152,244,564	63,219,741	131,771,831
	53,416,611,235	32,669,163,361	20,747,447,874	35,722,470,699
	248	215	328	271

上段 入荷量 =kg
 中段 金額 =円
 下段 平均単価=円

央 市 場		東 部 市 場		
野 菜	果 実	合 計	野 菜	果 実
13,068,405 138,408,761 11	7,612,721 265,981,644 35	————	————	————
26,160,953 476,236,215 18	14,839,369 688,355,428 46	————	————	————
36,304,405 823,752,019 23	18,597,708 909,227,868 49	————	————	————
50,297,179 1,945,281,974 39	30,725,516 2,418,468,022 79	————	————	————
61,969,489 4,450,021,144 72	44,252,965 4,968,426,977 112	————	————	————
67,028,439 8,074,692,192 120	49,417,471 8,239,529,747 167	52,540,363 6,313,814,082 120	36,430,733 3,973,926,264 109	16,109,630 2,339,887,818 145
71,205,231 12,863,113,114 181	44,277,693 9,671,981,881 218	68,128,715 11,472,583,128 168	50,509,457 8,274,954,963 164	17,619,258 3,197,628,165 181
78,533,856 14,338,794,692 183	48,283,568 11,466,931,802 237	70,775,183 11,954,462,477 169	53,437,793 8,294,302,450 155	17,337,390 3,660,160,027 211
81,457,717 14,261,342,492 175	47,342,346 12,031,093,559 254	74,237,937 13,004,479,755 175	56,984,611 9,151,561,680 161	17,253,326 3,852,918,075 223
84,331,456 15,047,341,039 178	45,672,949 13,529,980,597 296	72,399,623 12,784,949,269 177	56,436,696 8,711,692,846 154	15,962,927 4,073,256,423 255
86,889,547 14,436,161,638 166	47,912,577 13,008,041,137 271	76,280,117 12,482,547,328 164	59,628,146 8,697,969,648 146	16,651,971 3,784,577,680 227
87,474,780 15,049,986,853 172	51,091,032 13,259,390,235 260	79,251,686 12,938,862,182 163	61,324,368 9,200,078,895 150	17,927,318 3,738,783,287 209
87,400,247 16,535,326,086 189	49,865,322 13,733,005,997 275	82,048,004 14,404,934,390 176	64,717,581 10,639,671,700 164	17,330,423 3,765,262,690 217
85,958,493 16,192,983,348 188	47,466,896 14,791,751,624 312	80,345,012 14,762,215,695 184	63,369,969 10,565,717,331 167	16,975,043 4,196,498,364 247
85,980,813 19,677,874,461 229	45,791,018 16,044,596,238 350	83,692,474 17,694,140,536 211	66,263,751 12,991,288,900 196	17,428,723 4,702,851,636 270

年次別取扱高の推移

年	総計			中計
	合計	野菜	果実	
3	213,930,362	153,920,548	60,009,814	131,373,353
	57,613,390,002	35,464,192,615	22,149,197,387	38,824,787,960
	269	230	369	296
4	226,624,224	162,956,857	63,667,367	137,896,864
	52,900,684,930	30,723,058,433	22,177,626,497	35,789,327,537
	233	189	348	260
5	224,296,612	159,380,389	64,916,223	135,784,992
	55,855,225,009	35,824,059,507	20,031,165,502	37,001,311,264
	249	225	309	272
6	225,274,346	161,019,811	64,254,535	139,290,560
	55,998,709,205	34,308,947,621	21,689,761,584	37,824,848,299
	249	213	338	272
7	223,354,818	161,295,804	62,059,014	137,742,857
	54,429,224,617	33,182,469,651	21,246,754,966	36,951,472,993
	244	206	342	268
8	223,276,795	162,570,318	60,706,477	135,710,144
	54,685,174,694	33,569,703,883	21,115,470,811	37,166,675,427
	245	206	348	274
9	227,924,735	164,713,729	63,211,006	140,277,892
	53,321,697,870	33,852,679,798	19,469,018,072	36,601,595,555
	234	206	308	261
10	223,692,960	163,178,875	60,514,085	138,485,277
	57,170,889,212	37,790,738,845	19,380,150,367	39,695,267,430
	256	232	320	287
11	223,610,392	163,483,345	60,127,047	138,688,410
	52,405,421,534	32,961,940,371	19,443,481,163	36,202,089,709
	234	202	323	261
12	228,989,605	167,881,994	61,107,611	141,494,009
	49,218,584,413	31,066,641,981	18,151,942,432	33,960,922,773
	215	185	297	240
13	226,031,167	165,309,104	60,722,063	141,552,059
	49,236,145,116	31,415,152,055	17,820,993,061	33,892,167,561
	218	190	293	239
14	226,702,457	166,612,398	60,090,059	142,510,688
	48,554,303,303	31,063,481,689	17,490,821,614	33,726,182,063
	214	186	291	237
15	224,540,078	166,622,431	57,917,647	139,389,457
	49,966,019,654	32,852,023,955	17,113,995,699	34,160,592,398
	223	197	295	245
16	217,351,628	160,984,282	56,367,346	134,601,072
	50,831,003,851	33,117,278,054	17,713,725,797	34,546,380,880
	234	206	314	257
17	212,821,038	157,259,058	55,561,980	133,825,369
	46,898,578,253	30,086,046,111	16,812,532,142	32,376,303,717
	220	191	303	242
18	206,665,169	155,551,960	51,113,209	129,975,688
	48,099,644,773	31,637,599,289	16,462,045,484	33,176,801,272
	233	203	322	255

上段 入荷量 =kg
 中段 金額 =円
 下段 平均単価=円

央 市 場		東 部 市 場		
野 菜	果 実	合 計	野 菜	果 実
86,629,228 21,407,105,170 247	44,744,125 17,417,682,790 389	82,557,009 18,788,602,042 228	67,291,320 14,057,087,445 209	15,265,689 4,731,514,597 310
91,172,512 18,460,356,460 202	46,724,352 17,328,971,077 371	88,727,360 17,111,357,393 193	71,784,345 12,262,701,973 171	16,943,015 4,848,655,420 286
88,524,289 21,272,240,717 240	47,260,703 15,729,070,547 333	88,511,620 18,853,913,745 213	70,856,100 14,551,818,790 205	17,655,520 4,302,094,955 244
91,617,692 20,644,027,848 225	47,672,868 17,180,820,451 360	85,983,786 18,173,860,906 211	69,402,119 13,664,919,773 197	16,581,667 4,508,941,133 272
91,806,182 20,111,768,591 219	45,936,675 16,839,704,402 367	85,611,961 17,477,751,624 204	69,489,622 13,070,701,060 188	16,122,339 4,407,050,564 273
91,025,214 20,446,410,825 225	44,684,930 16,720,264,602 374	87,566,651 17,518,499,267 200	71,545,104 13,123,293,058 183	16,021,547 4,395,206,209 274
94,685,072 21,393,328,040 226	45,592,820 15,208,267,515 334	87,646,843 16,720,102,315 191	70,028,657 12,459,351,758 178	17,618,186 4,260,750,557 242
92,910,822 24,159,579,885 260	45,574,455 15,535,687,545 341	85,207,683 17,475,621,782 205	70,268,053 13,631,158,960 194	14,939,630 3,844,462,822 257
92,832,244 20,650,697,643 222	45,856,166 15,551,392,066 339	84,921,982 16,203,331,825 191	70,651,101 12,311,242,728 174	14,270,881 3,892,089,097 273
95,007,311 19,395,669,770 204	46,486,698 14,565,253,003 313	87,495,596 15,257,661,640 174	72,874,683 11,670,972,211 160	14,620,913 3,586,689,429 245
96,244,373 19,892,482,194 207	45,307,686 13,999,685,367 309	84,479,108 15,343,977,555 182	69,064,731 11,522,669,861 167	15,414,377 3,821,307,694 248
98,972,863 20,185,107,315 204	43,537,825 13,541,074,748 311	84,191,769 14,828,121,240 176	67,639,535 10,878,374,374 161	16,552,234 3,949,746,866 239
97,850,393 21,082,583,538 215	41,539,064 13,078,008,860 315	85,150,621 15,805,427,256 186	68,772,038 11,769,440,417 171	16,378,583 4,035,986,839 246
94,516,858 21,377,349,926 226	40,084,214 13,169,030,954 329	82,750,556 16,284,622,971 197	66,467,424 11,739,928,128 177	16,283,132 4,544,694,843 279
94,039,714 19,628,106,794 209	39,785,655 12,748,196,923 320	78,995,669 14,522,274,536 184	63,219,344 10,457,939,317 165	15,776,325 4,064,335,219 258
93,846,191 20,873,443,866 222	36,129,497 12,303,357,406 341	76,689,481 14,922,843,501 195	61,705,769 10,764,155,423 174	14,983,712 4,158,688,078 278

年次別取扱高の推移

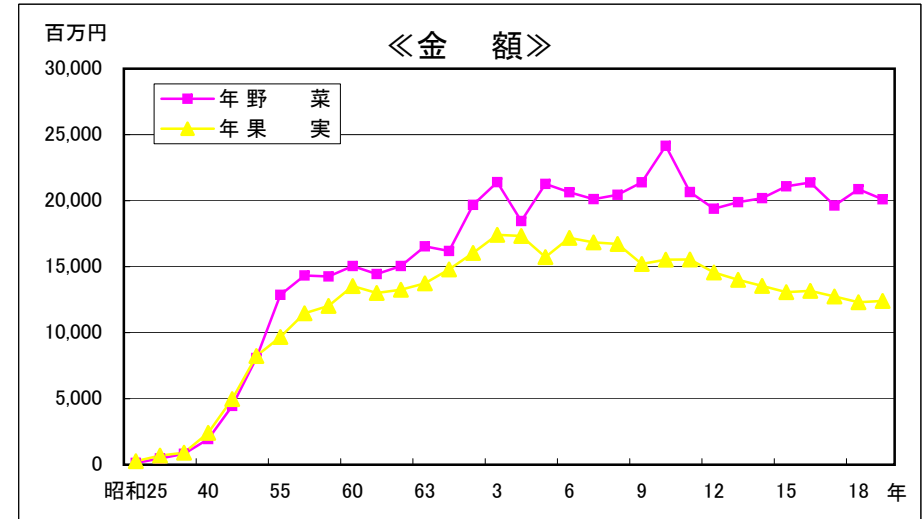
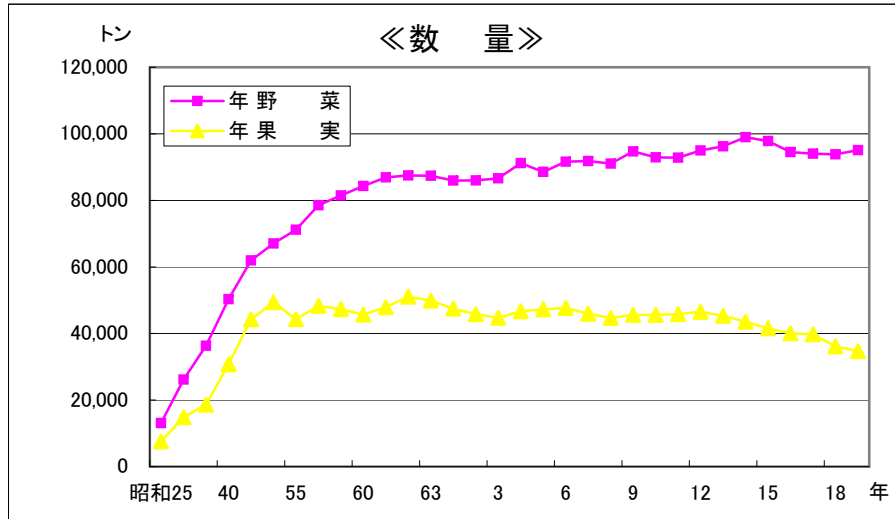
年	総計			中
	合計	野菜	果実	合計
19	202,390,218	152,571,490	49,818,728	129,752,210
	46,830,800,583	29,970,900,867	16,859,899,716	32,513,343,527
	231	196	338	251

上段 入荷量 =kg
 中段 金額 =円
 下段 平均単価=円

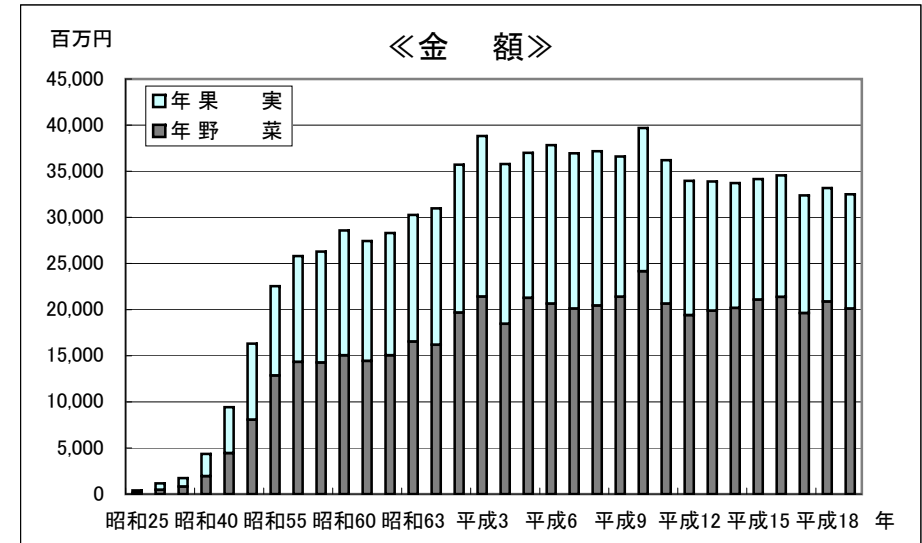
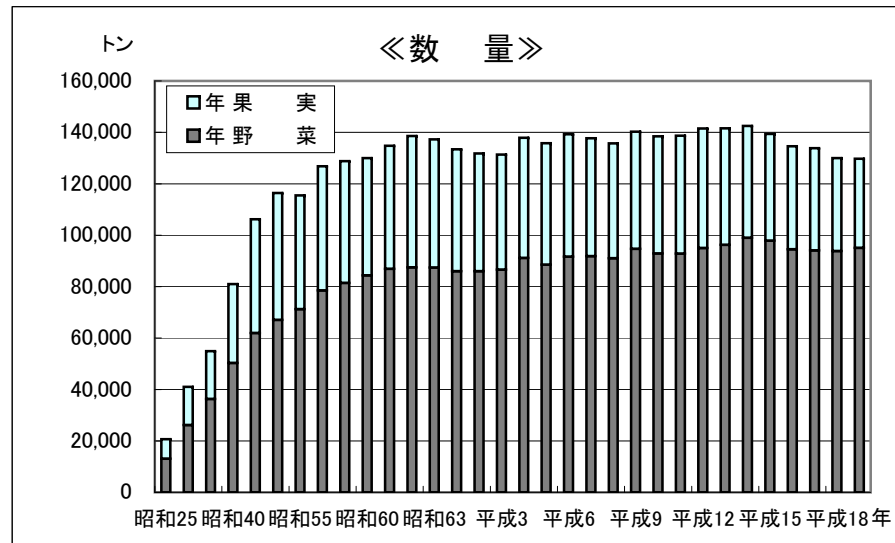
央 市 場		東 部 市 場		
野 菜	果 実	合 計	野 菜	果 実
95,093,566	34,658,644	72,638,008	57,477,924	15,160,084
20,108,463,945	12,404,879,582	14,317,457,056	9,862,436,922	4,455,020,134
211	358	197	172	294

— 中央市場取扱高の推移 —

1 種類別取扱高

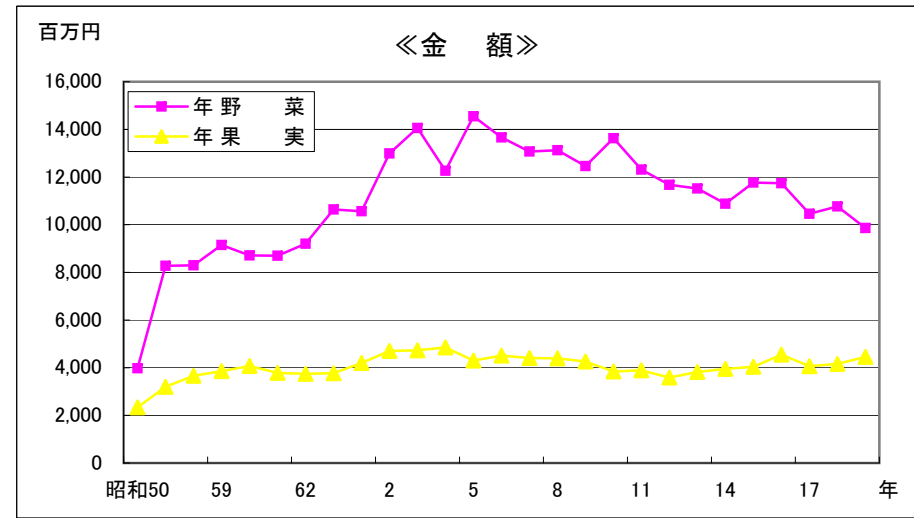
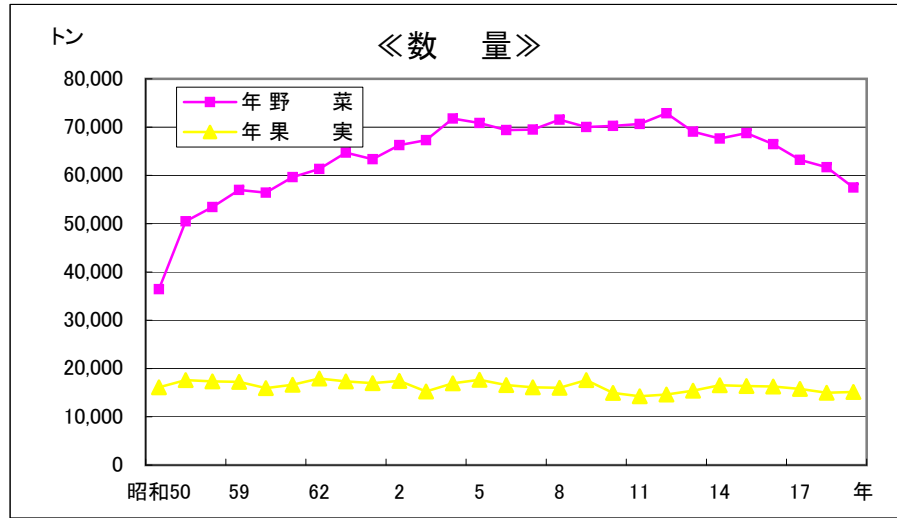


2 総取扱高



— 東部市場取扱高の推移 —

1 種類別取扱高



2 総取扱高

